


# ZK4704-0401-2xxx | Motor connection cable 0.75 mm<sup>2</sup> with itec<sup>®</sup> plug for motors with OCT, fixed installation



itec<sup>®</sup> (Series 915), plug, straight, female, Power: 3+PE, Signal: 5 – open end, 8-wire + shield



## Plugs

Electrical data	Head A	Head B
Rated voltage (power)	630 V AC/DC	-
Rated voltage (signal/24V)	63 V AC/DC	-
Rated current (power)	14 A	-
Rated current (signal/24V)	3.6 A	-
Rated impulse voltage (power)	6.0 kV	-
Rated impulse voltage (signal/24V)	1.5 kV	-
Contact resistance	< 5 mΩ	-
Mechanical data		
Accessories type	Connectors/Cables	-
Installation size	itec <sup>®</sup> (Series 915)	open end
Connector type	plug	-
Configuration	straight	-

Contact type	female	-
Number of positions (face)	Power: 3+PE, Signal: 5	8-wire + shield
Wire termination	crimp connection	-
Mating cycles	500	-
Way of locking	bayonet	-
Weight per piece	0.035 kg (0.0772 lb)	-
Body color	black, similar to RAL 9011	-
Body material	zinc diecast/plastic	-
Seal	FKM	-
Clamp ring	brass/nickel plated	-
Contact carrier material	PBT, PA, UL 94 V-0	-
Contact material	brass/gold plated	-
<b>Environmental data</b>		
Special features	Max. height for operation 2000 m	-
Shock resistance	30 g (conforms to EN 60060-2-27), 11 ms; 18 shocks per direction, 3 axes	-
Vibration resistance	10 g (conforms to EN 60068-2-27), 50 Hz...2000 Hz; 1 Octave/min.; 10 cycles per axis	-
Ambient temperature (operation)	-20...+130 °C, -4...+266 °F	-
Protection rating	IP66/67 in screwed condition	-
Pollution level	3 (according to VDE 0110/EN61984 part 6.19.2.2)	-
Overvoltage category	3 (according to VDE 0110/EN61984 part 6.19.2.2)	-

## Cable

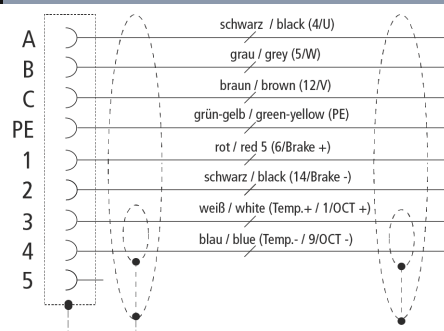
<b>Electrical data</b>		
Operating voltage	max. 300 V AC (UL), U <sub>0</sub> /U 300/500 V (VDE)	
Insulation resistance	≥ 200 MΩ*km	
Wire resistance (power)	≤ 28.0 Ω/km (DIN EN 50395)	
Wire resistance (signal/24V)	≤ 145.0 Ω/km (DIN EN 50395)	
Wire resistance (brake)	≤ 87.0 Ω/km (DIN EN 50395)	
Characteristic impedance	Signal: 110 Ω ± 10 Ω (10 MHz) acc. to EN50289-1-11	
Dielectric strength wire/wire (power)	3 kV 50 Hz 5 min. (DIN VDE 0472 T.509C)	
Dielectric strength wire/shield (power)	2 kV 50 Hz 5 min. (DIN VDE 0472 T.509C)	
<b>Mechanical data</b>		
Cross-section (power)	0.75 mm <sup>2</sup> (approx. AWG18)	

Cross-section (signal)	0.14 mm <sup>2</sup> (AWG26)
Cross-section (brake)	0.25 mm <sup>2</sup> (AWG24)
Outer cable diameter	7.0 mm ± 0.3 mm (0.2756" ± 0.0118")
Min. bending radius, fixed installation	5 x outer cable diameter
Conductor material (signal/24V)	copper bare
Optical covering factor of shielding	≥ 85%
Use	fixed installation
Jacket color	orange
Material jacket	PVC (polyvinyl chloride)
Wire color code	power: black, brown, gray, green/yellow brake: black, red signal: white, blue
Wire insulation material	PO (Polyolefine)
Printing on the jacket	Beckhoff Automation GmbH & Co. KG – D – Verl - 4 G 0,75 + 2x0,25 + (2x26AWG)/C C E63216 (UL) AWM STYLE 2095 80°C 300V XX/YY (XX/YY = Week / Year)
Printing color	black

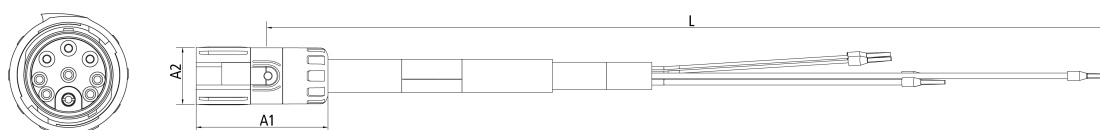
### Environmental data

Operation temperature range, moved	-20...+80 °C, -4...+176 °F
Operation temperature range, fixed installation	-40...+80 °C, -40...+176 °F
Flame-retardant	Horizontal flame test
Approvals	UL AWM 80 °C 300V

### Contact assembly



### Dimensions



A1	44.00 mm
A2	19.00 mm

## Notes

- The following length tolerances apply: 2-3 %
- Illustrations similar

Ordering information	Length
ZK4704-0401-2xxx	xxx = cable length in decimeters
xxx = 050	example for 5 m length
	sold by the meter, admissible total cable length 10 m



Beckhoff®, TwinCAT®, TwinCAT/BSD®, TC/BSD®, EtherCAT®, EtherCAT G®, EtherCAT G10®, EtherCAT P®, Safety over EtherCAT®, TwinSAFE®, XFC®, XTS® and XPlanar® are registered trademarks of and licensed by Beckhoff Automation GmbH. Other designations used in this publication may be trademarks whose use by third parties for their own purposes could violate the rights of the owners.

© Beckhoff Automation GmbH & Co. KG 09/2022

The information provided in this brochure contains merely general descriptions or characteristics of performance which in case of actual application do not always apply as described or which may change as a result of further development of the products. An obligation to provide the respective characteristics shall only exist if expressly agreed in the terms of contract.