


ZK4511-0000-xxxx | Encoder extension cable 0.14 mm² with M23 plug, for fixed installation



M23, plug, straight, female, 17-pin – M23, socket, straight, male, 17-pin



Plugs

Electrical data	Head A	Head B
Rated voltage (signal/24V)	125 V AC/DC	125 V AC/DC
Rated current (signal/24V)	7 A max.	7 A max.
Rated impulse voltage (signal/24V)	2.0 kV	2.0 kV
Contact resistance	< 5 mΩ	< 5 mΩ
Mechanical data		
Accessories type	Connectors/Cables	Connectors/Cables
Installation size	M23	M23
Connector type	plug	socket
Configuration	straight	straight
Contact type	female	male
Number of positions (face)	17-pin	17-pin
Wire termination	crimp connection	crimp connection
Mating cycles	500	500
Way of locking	Speedtec®	Speedtec®

Weight per piece	0.090 kg (0.1984 lb)	0.087 kg (0.1918 lb)
Body color	metal	metal
Body material	zinc diecast/nickel plated	zinc diecast/nickel plated
Seal	FKM	FKM
Clamp ring	brass/nickel plated	brass/nickel plated
Contact carrier material	PBT, UL 94 V-0	PBT, UL 94 V-0
Contact material	brass/gold plated	brass/gold plated
Environmental data		
Special features	Max. height for operation 2000 m	Max. height for operation 2000 m
Ambient temperature (operation)	-20...+130 °C, -4...+266 °F	-20...+130 °C, -4...+266 °F
Protection rating	IP66/67 in screwed condition	IP66/67 in screwed condition
Pollution level	3 (according to VDE 0110/EN61984 part 6.19.2.2)	3 (according to VDE 0110/EN61984 part 6.19.2.2)
Overvoltage category	3 (according to VDE 0110/EN61984 part 6.19.2.2)	3 (according to VDE 0110/EN61984 part 6.19.2.2)

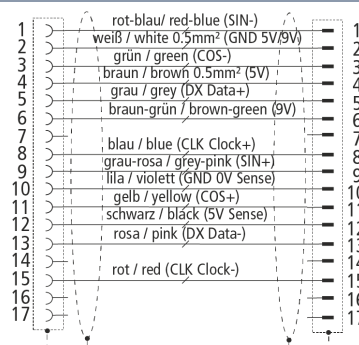
Cable

Electrical data	
Operating voltage	30 V
Insulation resistance	≥ 20 MΩ*km
Wire resistance	0.14 mm ² : ≤ 138.0 Ω/km, 0.5 mm ² : ≤ 40.0 Ω/km
Test voltage	1000 V (wire/wire), 800 V (wire/screen)
Mechanical data	
Cross-section	7 x 2 x 0.14 mm ² + 2 x 0.5 mm ²
Min. bending radius, fixed installation	5 x outer cable diameter
Weight	81 kg/km (54.424 lb/1000 ft)
Outer cable diameter	7.6 mm ± 0.3 mm (0.2992" ± 0.0118")
Conductor material	copper, tinned
Optical covering factor of shielding	≥ 85%
Use	fixed installation
Jacket color	green
Material jacket	PVC (polyvinyl chloride)
Wire insulation material	PP (polypropylene)
Printing color	black
Torsion angle in °/m	max. ± 30 °/m
Max. tensile load, dynamic	20 N/mm ²
Max. tensile load, static	50 N/mm ²

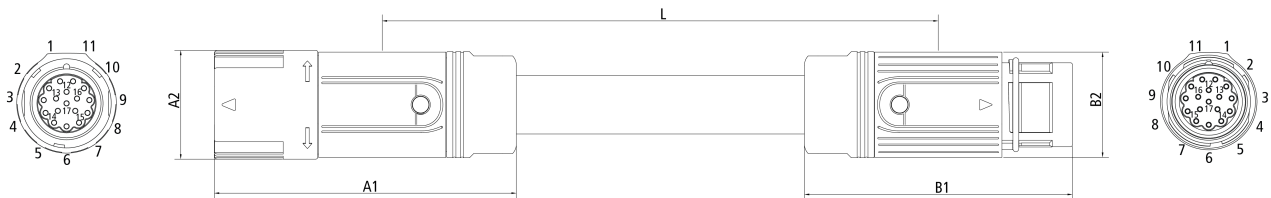
Environmental data

Operation temperature range, fixed installation	-40...+80 °C, -40...+176 °F
Oil resistance	according to UL 1581
Flame-retardant	according to IEC 60332-1
CFC-free	yes
Silicone-free	yes
RoHS compliant	yes
Approvals	RU AWM Style 2502, CSA AWM I/II AB/B 80°C 30V, CE compliant

Contact assembly



Dimensions



A1	59.00 mm
A2	26.00 mm
B1	57.00 mm
B2	25.00 mm

Notes

- Depending on the cable length (L), the following length tolerances apply: $\pm 2-3\%$
- Illustrations similar
- The last three digits of the ordering information is the cable length in decimeters, e.g. ZK4xxx-xxxx-x020 = cable length 2.00 m

Ordering information

Length

ZK4511-0000-xxxx

xxxx = cable length in decimeters

xxxx = 0050

example for 5 m length

sold by the meter, admissible total cable length see documentation of Servo Drive

Beckhoff®, TwinCAT®, TwinCAT/BSD®, TC/BSD®, EtherCAT®, EtherCAT G®, EtherCAT G10®, EtherCAT P®, Safety over EtherCAT®, TwinSAFE®, XFC®, XTS® and XPlanar® are registered trademarks of and licensed by Beckhoff Automation GmbH. Other designations used in this publication may be trademarks whose use by third parties for their own purposes could violate the rights of the owners.

© Beckhoff Automation GmbH & Co. KG 06/2022

The information provided in this brochure contains merely general descriptions or characteristics of performance which in case of actual application do not always apply as described or which may change as a result of further development of the products. An obligation to provide the respective characteristics shall only exist if expressly agreed in the terms of contract.