



C9900-K970...K977 | Power cable, PUR, 4 x 2.50 mm², drag-chain suitable, black



Power, push-pull V4, plug, straight, male, 4-pin – open end



Plugs

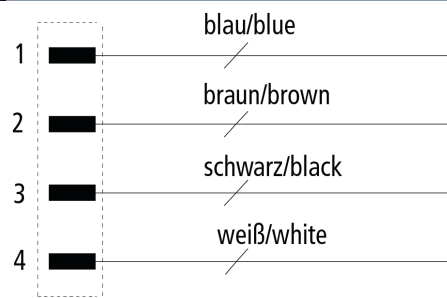
Electrical data	Head A	Head B
Rated voltage	48 V	-
Rated current	12 A at 55°C	-
Shielding	no	-
Mechanical data		
Installation size	Power, push-pull V4	open end
Connector type	plug	-
Configuration	straight	-
Contact type	male	-
Number of positions (face)	4-pin	-
Body color	black	-
Contact carrier color	light gray	-
Environmental data		
UV resistance	yes	-
RoHS compliant	yes	-

Protection rating	IP65/67	-
Approvals	UL, CSA	-

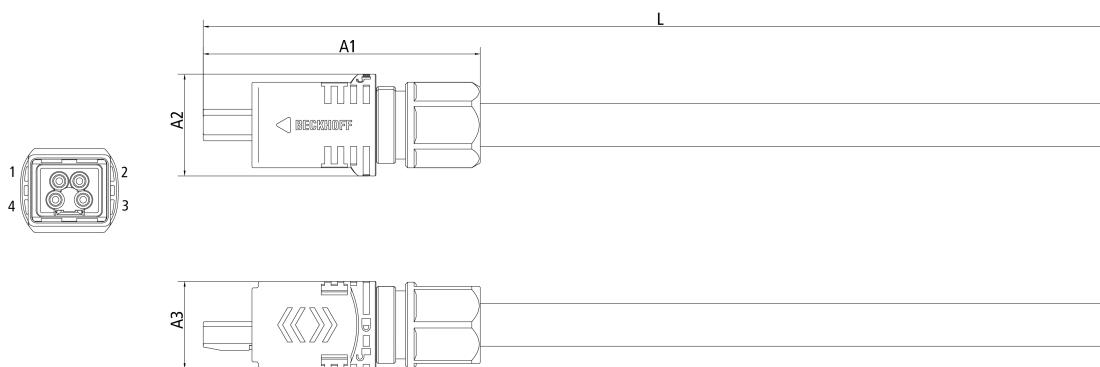
Cable

Electrical data	
Operating voltage	≤ 300 V
Wire resistance	≤ 7.98 Ω/km
Test voltage	≥ 3000 V
Mechanical data	
Conductor construction	144 x 0.15 mm
Cross-section	4 x 2.5 mm ² (AWG 14)
Min. bending radius, moved	10 x outer cable diameter
Min. bending radius, fixed installation	5 x outer cable diameter
Outer cable diameter	8.8 mm ± 0.2 mm (0.3464" ± 0.0078")
Conductor material	copper bare
Shielding	no
Use	drag-chain suitable
UL-Style conductor	AWM 20549 (80°C/300V)
Max. acceleration	5 m/s ²
Max. speed	3.3 m/s
Max. travel distance	5 m
Max. number of cycles	2 million
Jacket color	black
Material jacket	PUR (polyurethane)
Wire color code	brown, white, blue, black
Wire insulation material	PP (polypropylene)
Printing on the jacket	LiF9Y11Y 4 x 2.5mm ² E238831 cRUs AWM 20549 AWM I A/B 80°C 300V FT-2
Printing color	white
Environmental data	
Operation temperature range, moved	-25...+80 °C, -13...+176 °F
Operation temperature range, fixed installation	-40...+80 °C, -40...+176 °F
Flame-retardant	FT-2
Halogen-free	DIN VDE 0472 part 815
RoHS compliant	yes
CE	yes

Contact assembly



Dimensions



A1	68.0 mm
A2	23.8 mm
A3	20.4 mm

Notes

- Depending on the cable length (L), the following length tolerances apply:
 0.5 m: ± 20 mm | 1.0 m ... 5.0 m: ± 40 mm | 7.5 m ... 50.0 m: $\pm 1\%$
- Illustrations similar
- Further cable length on request.

CE, UL

CE	yes
----	-----

Ordering information

Ordering information	Length
C9900-K970	1.00 m
C9900-K971	3.00 m
C9900-K972	5.00 m
C9900-K973	10.00 m
C9900-K974	15.00 m

C9900-K975	20.00 m
C9900-K976	30.00 m
C9900-K977	40.00 m



Beckhoff®, TwinCAT®, TwinCAT/BSD®, TC/BSD®, EtherCAT®, EtherCAT G®, EtherCAT G10®, EtherCAT P®, Safety over EtherCAT®, TwinSAFE®, XFC®, XTS® and XPlanar® are registered trademarks of and licensed by Beckhoff Automation GmbH. Other designations used in this publication may be trademarks whose use by third parties for their own purposes could violate the rights of the owners.

© Beckhoff Automation GmbH & Co. KG 04/2022

The information provided in this brochure contains merely general descriptions or characteristics of performance which in case of actual application do not always apply as described or which may change as a result of further development of the products. An obligation to provide the respective characteristics shall only exist if expressly agreed in the terms of contract.