



# C9900-K800...K810 | Industrial Ethernet/EtherCAT cable, PUR, 4 x 2 x AWG26/19, drag-chain suitable, green, Cat.6A



RJ45, push-pull V4, plug, straight, male, 8-pin – RJ45, plug, straight, male, 8-pin




## Plugs

Electrical data	Head A	Head B
Rated voltage	50 V AC / 60 V DC	24 V
Rated current	1.3 A at 40°C	1.3 A at 40°C
Voltage proof (contact/contact)	≥ 1000 V DC	≥ 1000 V DC
Voltage proof (contact/shield)	≥ 1500 V DC	-
Shielding	yes	yes
Mechanical data		
Installation size	RJ45, push-pull V4	RJ45
Connector type	plug	plug
Configuration	straight	straight
Contact type	male	male
Number of positions (face)	8-pin	8-pin
Mating cycles	≥ 750	≥ 750

Way of locking	push-pull	locking pin
Weight per piece	0.049 kg (0.1080 lb)	-
Body color	black	green
Body material	thermoplastic	plastic
Contact carrier color	transparent/blue	transparent/blue
Contact carrier material	UL 94 V-0	PC, UL 94 V-2
Contact material	CuZn, Ni b/Au	Phosphor-Bronze gold plated
<b>Environmental data</b>		
Special features	Cat.6A	Cat.6A
UV resistance	yes	-
RoHS compliant	yes	yes
Ambient temperature (operation)	-40...+70°C, -40...+158°F	-40...+80°C, -40...+176°F
Protection rating	IP65/67	IP20
Approvals	UL, CSA	-

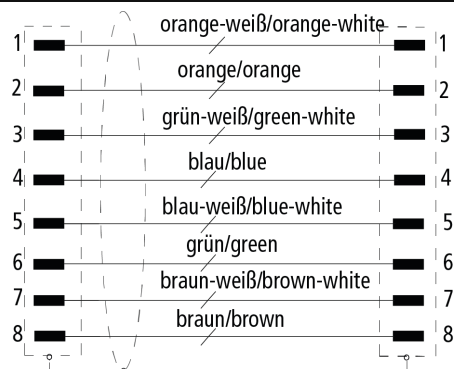
## Cable

<b>Electrical data</b>		
Rated voltage	125 V	
Operating voltage	≤ 125 V (peak value, not for high voltage purposes)	
Attenuation of shielding	≥ 60 dB (30...250 MHz)	
Insulation resistance	≥ 5GΩ * km	
Mutual capacitance	nom. 50 nF/km	
Characteristic impedance	100 Ω ± 15 Ω (100 MHz)	
Loop resistance	≤ 280 Ω/km	
Electrical parameters (Ethernet)	Cat.6	
Test voltage	700 V, 50 Hz, 1 min. (wire/wire and wire/screen)	
<b>Mechanical data</b>		
Cable structure	SF/UTP	
Cable structure (Ethernet)	twisted shielded pair	
Conductor construction (Ethernet)	19-strand	
Cross-section (Ethernet)	4 x 2 x 0.14 mm <sup>2</sup> (AWG26)	
Outer cable diameter	7.80 ± 0.20 mm	
Min. bending radius, moved	7.5 x outer cable diameter	
Min. bending radius, fixed installation	4 x outer cable diameter	
Weight	64 kg/km (43.0 lb/1000 ft)	
Conductor material (Ethernet)	copper, tinned	

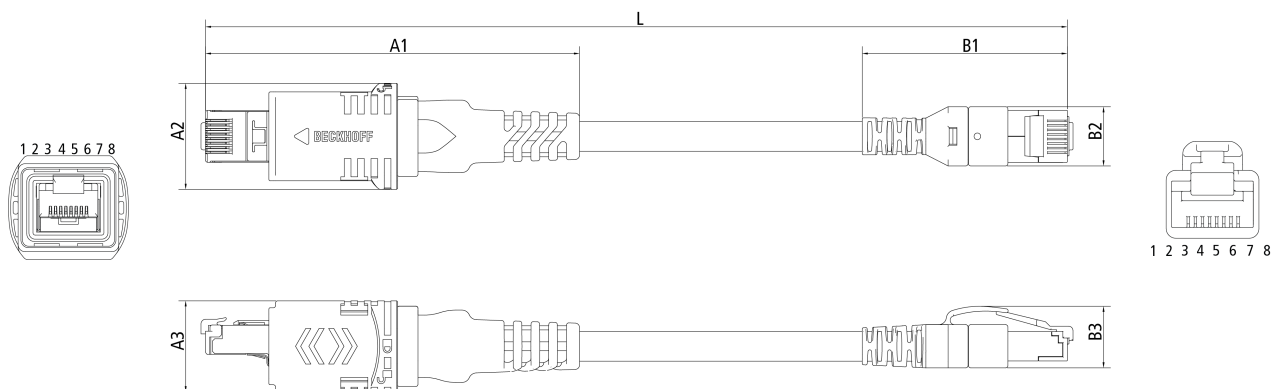
Shielding	aluminum-clad foil, braiding of tinned copper wires
Optical covering factor of shielding (total)	≥ 85 %
Use	drag-chain suitable
Max. acceleration	4 m/s <sup>2</sup>
Max. speed	4 m/s
Max. travel distance	4.5 m (horizontal)
Max. number of cycles	1 million
Jacket color	green
Material jacket	PUR (polyurethane)
Wire color code	white-blue / blue, white-orange / orange, white-green / green, white-brown / brown
Wire insulation material	PO (Polyolefine)
Printing on the jacket	
<b>Environmental data</b>	
Operation temperature range, moved	-30...+70 °C, -22...+158 °F for flexible use. In drag-chain: -5...+50 °C, 23...+122 °F
Operation temperature range, fixed installation	-40...+80 °C, -40...+185 °F
Oil resistance	according to IEC 60811-2-1 or according to DIN VDE 0282 part 10
Acid, lye and solvent resistance	depends on medium, concentration, temperature and duration
Flame-retardant	VW1 Flame Test, IEC 60332-1-2
Halogen-free	according to IEC 60754 or DIN VDE 0472 part 815
UL	yes, UL E-file number: E312184
Approvals	c(UL)us CMX 75°C, C(UL)us AWM 21576 80°C 1000V

<b>Attenuation</b>	
Max. insertion loss	
Frequency [MHz]	<b>1</b> <b>4</b> <b>10</b> <b>16</b> <b>20</b> <b>31.25</b> <b>62.5</b> <b>100</b>
[db/100 m]	-      5.8      9.0      11.4      12.8      16.1      23.3      29.9
[db/100 ft]	-      1.8      2.7      3.5      3.9      4.9      7.1      9.1
Min. near-end crosstalk attenuation	
Frequency [MHz]	<b>1</b> <b>4</b> <b>10</b> <b>16</b> <b>20</b> <b>31.25</b> <b>62.5</b> <b>100</b>
[db/100 m]	-      66.3      60.3      57.2      55.8      52.9      48.4      45.3
[db/100 ft]	-      20.2      18.4      17.4      17      16.1      14.8      13.8

<b>Contact assembly</b>
-------------------------



## Dimensions



A1	68.0 mm
A2	23.8 mm
A3	20.4 mm
B1	46.2 mm
B2	13.3 mm
B3	14.0 mm

## Notes

- Depending on the cable length (L), the following length tolerances apply:  
0.5 m:  $\pm 20$  mm | 1.0 m ... 5.0 m:  $\pm 40$  mm | 7.5 m ... 50.0 m:  $\pm 1\%$
- Illustrations similar
- Further cable length on request.

## CE, UL

CE	yes
----	-----

## Ordering information

Ordering information	Length
C9900-K802	3.00 m
C9900-K803	5.00 m

---

C9900-K805	10.00 m
C9900-K806	15.00 m
C9900-K807	20.00 m

---



Products marked with a crossed-out wheeled bin shall not be discarded with the normal waste stream. The device is considered as waste electrical and electronic equipment. The national regulations for the disposal of waste electrical and electronic equipment must be observed.

Beckhoff®, TwinCAT®, TwinCAT/BSD®, TC/BSD®, EtherCAT®, EtherCAT G®, EtherCAT G10®, EtherCAT P®, Safety over EtherCAT®, TwinSAFE®, XFC®, XTS® and XPlanar® are registered trademarks of and licensed by Beckhoff Automation GmbH. Other designations used in this publication may be trademarks whose use by third parties for their own purposes could violate the rights of the owners.

© Beckhoff Automation GmbH & Co. KG 02/2024

The information provided in this brochure contains merely general descriptions or characteristics of performance which in case of actual application do not always apply as described or which may change as a result of further development of the products. An obligation to provide the respective characteristics shall only exist if expressly agreed in the terms of contract.